

Key Marine Direct Sales Ltd. is a sales and marketing company that links North American manufacturers of marine products directly to the marine industry, with over 30 years of experience in technical sales and logistics. **“EXPERTISE YOU CAN COUNT ON.”**

TREO™ Marine Wraps

Treo™ Marine Wraps by McAllister Mills is a unique marine insulation system that protects your equipment and personnel from high temperature surfaces in vessel engine rooms. TREO™ is a complete system made from harmless biosoluble vitreous silicate fibre with a heat sealed aluminum foil. In tape and blanket format, TREO™ is applied in one step eliminating the need for custom made and time consuming layered insulation. TREO™ can be easily removed and reinstalled by using the TREO™ adhesive tape and is rated for use to 1,000°C max.



Certification

- Meets SOLAS Reulation II - 2/25.2.10
- Meets IMO Resolution MSC.61(67) adoption of the international code for application of fire test procedures



DIMENSIONS & PACKAGING

Packaging

IMPA Code	81 38 71	81 38 72	81 38 73	81 38 74
Width	50mm(2")	100mm(4")	300mm(12")	600mm(24")
Thickness	3mm(1/8")	12mm(1/2")	25mm(1")	25mm(1")
Length	7.7m(25')	3.3m(10')	7.7(25')	7.7(25')
Rolls/Box	24	6	2	1




Tape - Sizes

- 50 mm (2") x 3 mm (1/8") thick x 7.7 m long (25')
- 100 mm (4") x 12 mm (1/2") thick x 3.3 m long (10')

Blankets - Sizes

- 300 mm (12") x 25 mm (1") x 7.7 m (25')
- 600 mm (24") x 25 mm (1") x 7.7 m (25')

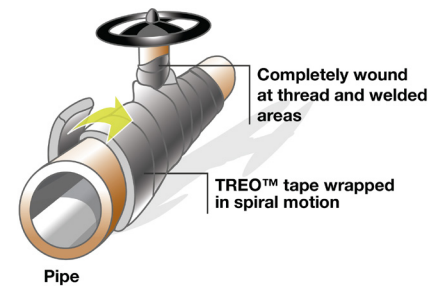
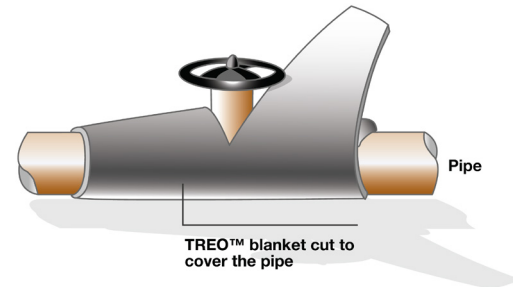


INSTALLATION

For TREO™ Tape

For use on bent and flanged pipes in areas where maintenance is not a consideration and/or space is limited. TREO™ has a pressure sensitive adhesive on the inner side for ease of installation.

1. Remove dirt, oil, scale and excessive moisture from surface.
2. TREO™ is wound around the pipe in a spiral motion using a 50% overlap to ensure good adhesion. Be sure that the foil edges are securely fastened. Ends can be secured with wire or clips if desired.
3. For removal, unwind or cut the TREO™ Tape from the pipe. Tape is not reusable.



For TREO™ Blankets

For use on straight pipes, valves, exhaust equipment, turbochargers, angled and uneven surfaces, and anywhere that insulation is required. TREO™ Blankets are secured with TREO™ 'Adhesive' Tape for ease of maintenance.

1. Cut the TREO™ Blankets to size with a utility knife or shears. Wrap around the surface to be insulated, butting the ends together forming a seam.
2. Secure and seal the seam with Adhesive Tape.
3. To remove TREO™ Blanket, cut the Adhesive Tape and unwrap from metal surface. To re-install, new Adhesive Tape must be applied.

